


How To Setup HU Wireless Connection On Mac OS Lion

10.7

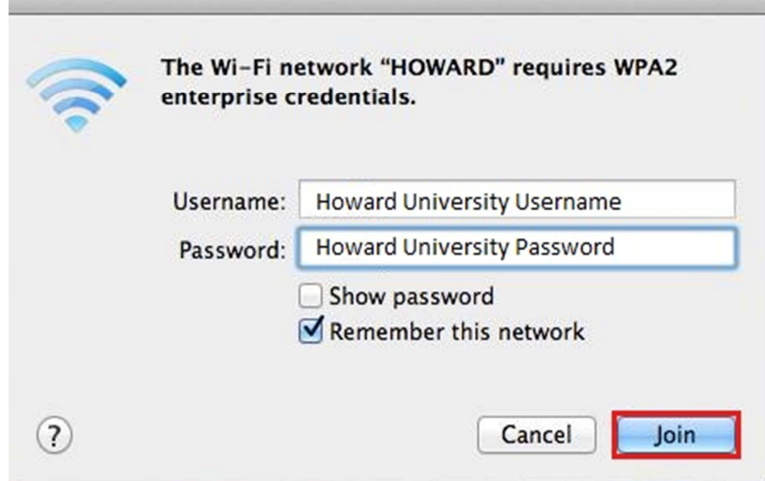
1. At the top right hand corner of the screen click on **wireless icon**



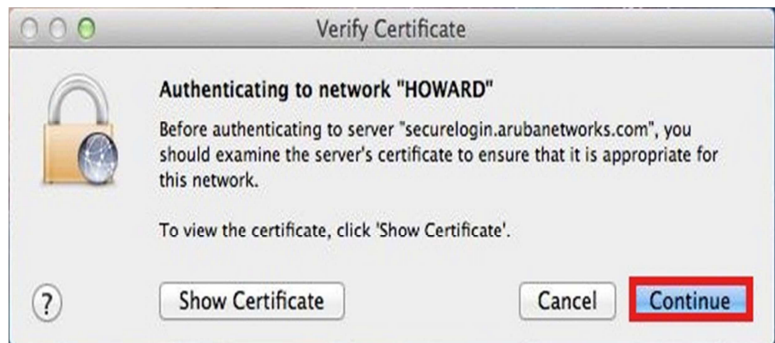
2. Select the network you would like to connect to (**HOWARD**)



3. After selecting the network you will be prompted to put in a Username & Password and make sure Remember this network is checked and select join (**Faculty & Staff use HU email username & password/Students use computer logon username and password**)



4. After selecting join you will be asked to authenticate to the Howard network select **continue**.



5. After selecting continue you will be prompted to put in your Admin password for your mac and select **Update Settings**.

